

Listening Activity: Jinbu 1, 1.1-4 revision

Listening aim:

Primary aim: Practice listening to numbers

Secondary aim: revision of a) 我叫, 你好, 再见, 早上好, 忙不忙

Teacher's notes

Cultural note: in China, when giving phone numbers, 1= "yao" not "yi". With learners at such a basic level, it's probably best to avoid this for now, and introduce later.

Cultural note: in the UK, when giving phone numbers with double numbers (e.g. 33) we would often say "double 3". This is not the same in China.

Vocabulary note: 我的 wǒde is introduced in this activity. Do not attempt to explain beyond the meaning of "my" (i.e. don't divert into a lesson on 的!).

Teaching note: this will be one of the first listening activities for these students. Expect repetition and to go slow.

Alternative versions: This activity is easily adapted, and can be more fun if you substitute the people to be real people. Suggestions include: members of your family (leads nicely into Chapter 2) or older students in the school. All activities can be adapted as online tasks very easily, and would be a perfect extension. All activities can be mixed around as well, to suit the ability of your students.

Activity

Students listen to voicemails of people leaving their mobile number. They have to either:

- 1) Listen and write down the number (names already listed in order) **difficult**
- 2) Listen and write down the missing numbers (names listed in order) **medium difficulty**
- 3) Listen and match the number to the person (linking) **low-medium difficulty**

New vocabulary:

我的 wǒde – my (students have learnt 我 wǒ already as "I")

手机 shǒujī – mobile phone

手机号 shǒujī hào – mobile phone number




手机



手机号

Worksheet: Teacher Master

Caller Name	Male or Female?	Mobile phone number
Guō Fēifei 郭飞飞	 male	1368153330
Wáng Xiǎo Jǐn 王小瑾	 female	1559346627
Lǐ Léi 李雷	 male	1387249725
Dèng Wēi 邓薇	 Female	1562246988

Listening Script

(NB you will have to create your own listening script via an app such as [Audacity](#)- or perhaps get your higher-level students to create it for you)

A) Guō Fēifei: Nǐ hǎo! wǒ jiào Guō Fēifei. Wǒde shǒujī hào shì 1368153330. 1368153330.

郭飞飞：你好！我叫郭飞飞。我的手机号是 1368153330。
1368153330.

B) Wáng Xiǎo Jǐn: Nǐ hǎo! wǒ jiào Wáng Xiǎo Jǐn. Máng bu máng? Wǒde shǒujī hào shì 1559346627. 1559346627.

王小瑾：你好！我叫王小瑾。忙不忙？我的手机号是 1559346627。
1559346627.

C) Lǐ Léi: Nǐ hǎo! wǒ jiào Lǐ Léi. Wǒde shǒujī hào shì 1387249725. Lǐ Léi 1387249725. Zài jiàn.

李雷：你好！我叫李雷。我的手机号是 1387249725 李雷，
1387249725 再见。

D) Dèng Wēi: zǎo shang hǎo! wǒ jiào Dèng Wēi. Wǒde shǒujī hào shì 1562246988.

邓薇：早上好！我叫邓薇。我的手机号是 1562246988。

Activity 1 -Students have to listen and write down the number (names in order): difficult

Procedure

Pre-teach vocabulary using images below or realia.

Possible pre-task: show students the pictures of the people on p8- ask “他叫什么?” for each picture.



1) Explain that each of them has left a voice message with their number. The first time listening, students must write down if the caller is male or female (This can be altered, depending on how you carry out the pre-task).

1b) alternative: for stronger pupils you can ask, who says “早上好”, who says “再见” (can also do this if you feel the whole class needs more listening opportunities before carrying on).

2) Students listen and identify the callers- **Guō Fēifei, Wáng Xiǎo Jīn, Lǐ Léi, Dèng Wēi.**

3) Students check in pairs, whole class checks.

4) Tell students they have to listen again and write down the number. Tell them not to worry if they don't get it all, they will have a chance to check with a partner and listen again at least once.





5) Play the recording, pausing after each speaker if needed.

6) Allow students to check.

7) Play the recording again.

8) If students need to listen again, allow them; can pause and check numbers after each speaker if needed.

Activity 1: Sheet for students

Caller Name		Mobile phone number
		
		
		
		





Activity 2: Listen and write down the missing numbers (names listed in order) Medium difficulty

This activity is similar to the previous activity, only here the numbers have been partly filled in. If needed, the names can be pre-filled in as well.

Procedure

As above, however, the sheet has the numbers partially filled in, students fill in the missing numbers.

Activity 2: Sheet for students

Caller Name		Mobile phone number
		136 __ 533 __
		15_93_66_7
		_ 38 __ 49725
		15 __ __ 46 __ 8

Alternative:

Caller Name	Male or Female?	Mobile phone number
Guō Fēifei 郭飞飞		136__533__
Wáng Xiǎo Jǐn 王小瑾		15_93_66_7
Lǐ Léi 李雷		_38__49725
Dèng Wēi 邓薇		15___46__8

Activity 3: Listen and match the number to the person low-medium difficulty

Pre-task

Pre-teach vocabulary

Procedure

- 1) Explain that you have received four voice messages on your mobile phone and need the student's help in working out who called. The first time listening, students must write down if the caller is male or female. Quick check.
- 2) Now ask students to listen and identify the callers' names- Guō Fēifei, Wáng Xiǎo Jǐn, Lǐ Léi, Dèng Wēi- from a list.
- 3) Students check in pairs, whole class checks.
- 4) Students now have to match the caller's names to their number, by listening to the number.
- 5) Students check in pairs, whole class checks.
- 6) Listen (and repeat if needed) and check.

Activity 3: Sheet for students

Caller	1) Male or Female? 2) Caller Name
A	
B	
C	
D	

Wáng Xiǎo Jǐn 王小瑾

Dèng Wēi 邓薇

Lǐ Léi 李雷

Guō Fēifei 郭飞飞

Write the caller's name in the column above.

Match the person to their mobile number:

Guō Fēifei



郭飞飞

1562246988

1559346627

Wáng Xiǎo Jǐn

王小瑾



1387249725

1368153330

Dèng Wēi



邓薇

Lǐ Léi



李雷

Activity Extensions

Writing

- 1) Students have to write their mobile number (or one they make up) in full Mandarin characters. Upload to online classroom.
- 2) Students have write down 3-5 further numbers from their phone, the internet, advertisements etc.

Speaking (and further listening)

- 1) Students have to learn their own number in Mandarin, record and upload themselves saying it in your online classroom.
- 2) Students have to learn their own number in Mandarin. They then have to ask 2-3 friends what their number is, and write it down. Students check if they have written it correctly.

Reading

- 1) Students have to read phone numbers in Chinese characters, and write down the correct English numbers and/ or pinyin.
- 2) Students have to translate the listening script.
- 3) Students have to go to a website you choose, and find a specific phone number.